



ShowMi –Results from piloting



Grundtvig Project
2009-2011



ShowMi

This project has been funded with support from the European Commission. This publication reflects the views only of the author, and the Commission cannot be held responsible for any use which may be made of the information contained therein.

Piloting

- Within the project, piloting was carried out between January and June 2011
- Of those questioned, 83 migrants and 21 trainers responded to the questionnaires



Countries

- Country of Origin: 36 different countries**
- Country of Residence:
 - 20 German
 - 20 Poland
 - 13 UK
 - 6 Switzerland
 - 11 Austria
 - 7 Italy
 - 6 Spain

Results from migrants:

**Countries of Origin

Afghanistan (8), Nigeria (8), Poland (7), Chechnya (6), Romania (5), Pakistan (4), Italy (3), Iraq (3), Russia (3), Czech Republic (3), Tanzania (2), Cuba (2), Iran (2), Rep. of the Congo (2), Belarus (1), Georgia (1), Syria (1), China (1), Hungary (1), Brazil (1), Portugal (1), Guinea (1), Morocco (1), Colombia (1), Japan (1), Eritrea (1), India (1), Somalia (1), Lebanon (1), USA (1), Tunisia (1), Mexico (1), Turkmenistan (1), Ukraine (1), France – Martinique (1), Ethiopia (1)



Education and Culture DG
Lifelong Learning Programme

ShowMi

Results from migrants:

Age

A	< 24	30%
B	25-34	45%
C	35-44	22%
D	45-54	4%
E	55-64	0%
F	> 64	0%
	Total	100%

Results from migrants:

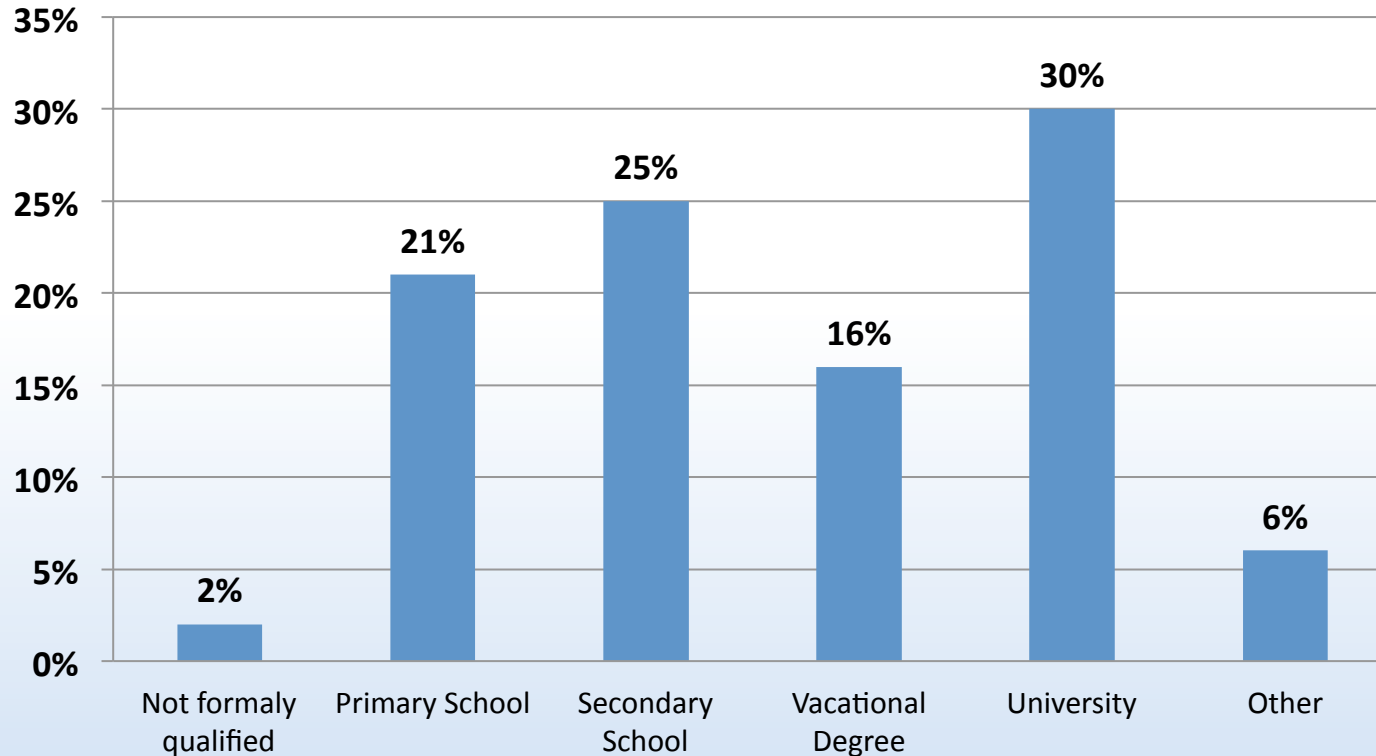
Gender

A	Female	55%
B	Male	45%
	Total	100%

Results from migrants:

Educational Background:

After highest qualification of the participants



Results from migrants:

Context of Usage

Question: In what context did you use these materials (Language Explorer and Passport)?

A	On your own	26%
B	With a counsellor/teacher	46%
C	In a group	16%
D	On your own and with a counsellor/teacher	4%
E	On your own and in a group	1%
F	With a counsellor/teacher and in a group	6%
	Total	100%

Temporal effort to the treatment

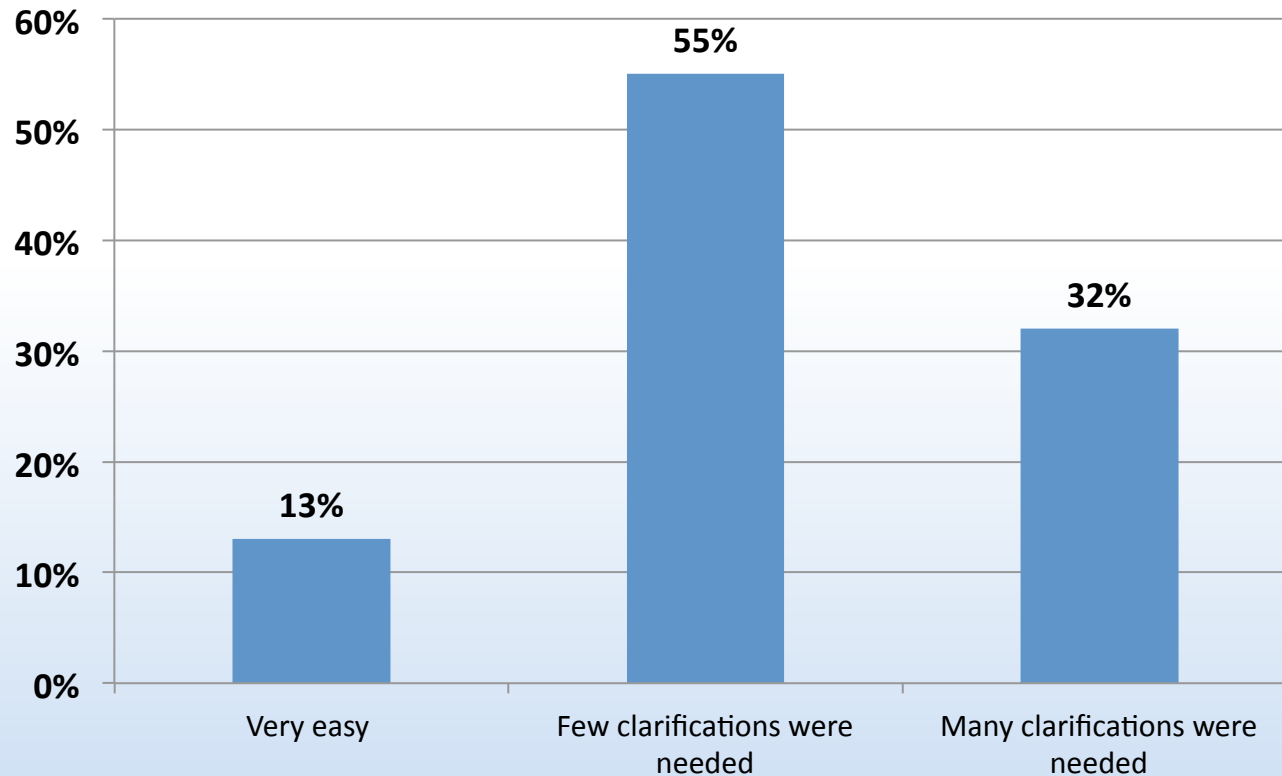
Question: How long did it take?

- | | |
|---------------------------|-----|
| • 30 – 59 minutes | 26% |
| • 1 hour – 1 h 29 min | 33% |
| • 1 h 30 min – 1 h 59 min | 6% |
| • 2 hours – 2 h 29 min | 29% |
| • 2h 30 min – 2 h 59 min | 0% |
| • more than 3 hours | 6% |

Results from migrants:

Easiness of understanding

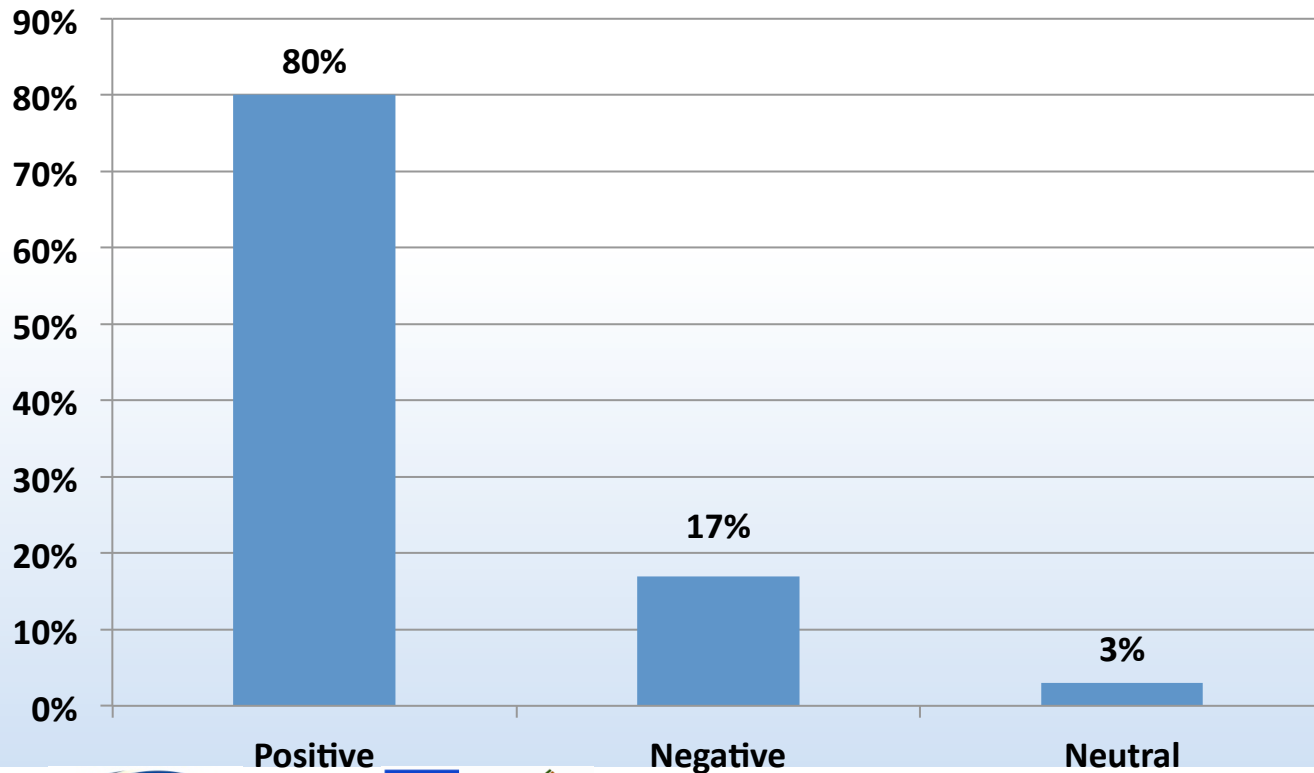
Question: When you first start filling in the Language Passport, how easy was it for you to work with it?



Results from migrants:

Evaluation of the materials by the participants

Question: Did you like it?



ShowMi

Correlation

No significant correlation with regard to

- Age, generally
- Origin
- Gender
- Education, generally

Comments by participants

“I liked it because it made me think about new possibilities, new possible jobs.”

“It made me realize some extra situations where I am able to use the foreign languages I know.”

“The materials made me think about the skills in my language.”

“It made me reflect how many languages I know.”



Country of Origin

- Poland = 9
- Germany = 3
- Spain = 3
- UK = 3
- Switzerland = 1
- Italy = 1
- Austria = 1

With migrational background (1)
Without (20)

Easiness of understanding

Question: When you first had access to the Language Explorer and the Language Passport, how easy was it for you to understand them?

A	Very easy	6%
B	Few clarifications were needed	56%
C	Many clarifications were needed	39%
	Total	100%

Usefulness of the materials

Question: When you first worked with these materials, how easy was it for you to explain them to participants?

A	Very useful	5%
B	Useful	57%
C	Not very useful	33%
D	Not useful	5%
	Total	100%

Comments

“Improved their self esteem and confidence.”

“Feel valued that they have skills in their L1.”

“The student was actively looking for a job, so he was motivated to make an effort. It helped to discover the potential – student was discouraged because his Nigerian diploma was not recognized in Poland.

“For the first time they could see a possible use for the languages.”



More information

www.showmiproject.eu



ShowMi